Hemlock Paneele -13mm
Pos.-Stk.-L/B in mm !Ver. 2019
!1.xx=li / 2.xx=mi / 3.xx=re / 4.xx=v / 5.xx=so

1.1.-4x1391.5/177 W_iIQ_obQ_reQ_unQ 4
1.2.-7x1391.5/166 W_iIQ_obQ_reQ_unQ 4
1.3.-1x1391.5/178 W_iIQ_obQ_reQ_un- 3
2.1.-6x1791.5/177 W_iIQ_obQ_reQ_unQ 4
2.2.-10x1791.5/166 W_iIQ_obQ_reQ_unQ 4
2.3.-2x1791.5/178 W_iIQ_obQ_reQ_un- 3
3.1.-3x1391.5/177 W_iIQ_obQ_reQ_unQ 4
3.2.-7x1391.5/166 W_iIQ_obQ_reQ_unQ 4
3.3.-1x1391.5/178 W_iIQ_obQ_reQ_un- 3_BAZ
3.4.-1x1391.5/177 W_iIQ_obQ_reQ_unQ 4_BAZ
4.1.-4x242.8/177 W_iIQ_obQ_reQ_unQ 4
4.2.-7x242.8/166 W_iIQ_obQ_reQ_unQ 4
4.3.-4x942.8/177 W_iIQ_obQ_reQ_unQ 4
4.4.-7x942.8/166 W_iIQ_obQ_reQ_unQ 4
4.5.-1x242.8/178 W_iIQ_obQ_reQ_un- 3
4.6.-1x942.8/178 W_iIQ_obQ_reQ_un- 3_BAZ
5.1.-1x1820/450 D_li-_obK_re-_unK 2
5.2.-2x1820/510 D_li-_ob-_re-_unK 1_BAZ
5.3.-1x1820/460 D_li-_obK_re-_un- 1
5.4.-1x1790/177 B_li-_obQ_re-_unQ 2
5.5.-1x1790/166 B_li-_obQ_re-_unQ 2
5.6.-1x1790/153 B_li-_obQ_re-_un- 1
5.7.-1x1790/166 B_li-_ob-_re-_unQ 1
5.8.-2x2014/31 W_li-_ob-_re-_un- 0
5.9.-1x794/31 W_li-_ob-_re-_un- 0
5.10.-1x583/457 D_li-_ob-_re-_un- 0

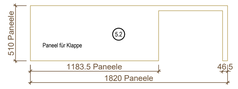

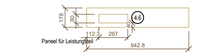

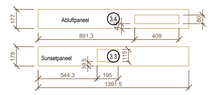

PVF:
- Wandpaneele komplett nuten
-> je 1 x Paneel 2.1,2.2 und 2.3 zus. als Ersatz
- T-Federn HEM fertigen

AEF:
- Luftleitbrett lose mitgeben!
- zusätzlich Verstärkungsbrett für Falzleiste einziehen

Montagehinweis:
Paneele von oben nach unten montieren

DECKE
DECKENANSICHT INNENSEITE

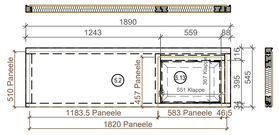



INNENANSICHT LSW

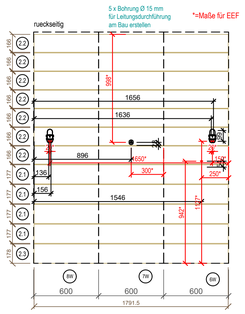

INNENANSICHT RÜCKWAND

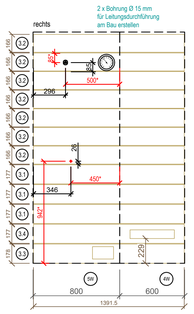

INNENANSICHT RSW



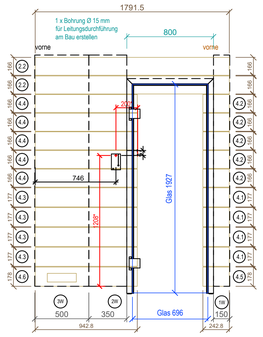

INNENANSICHT VORDERWAND

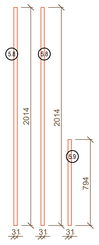

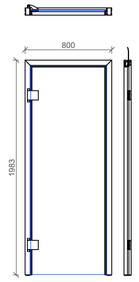

ANSICHT ALUTÜR

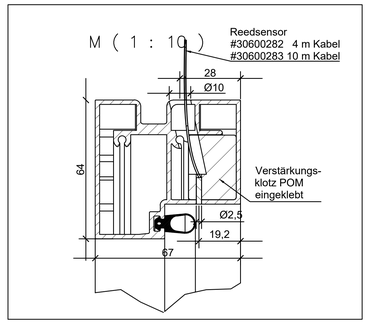

DETAIL ALUTÜRRAHMEN M 1:2

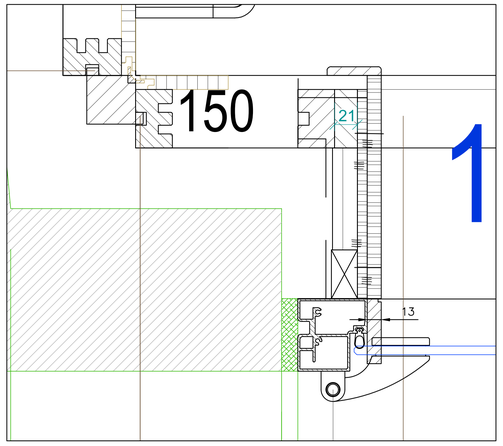

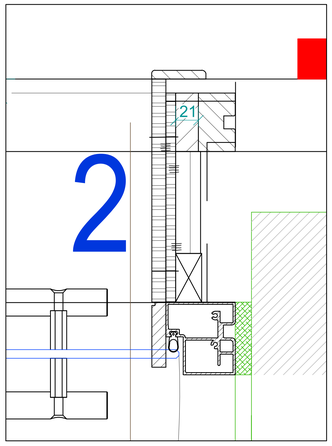

HORIZONTALSCHNITT
ALUTÜR VORGEZ.M 1:2

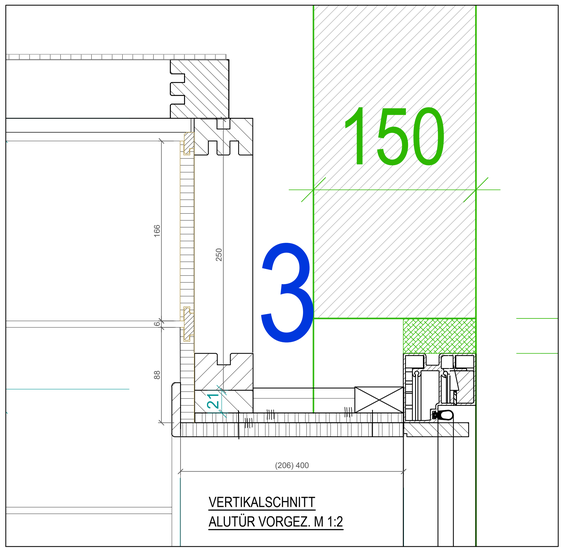

VERTIKALSCHNITT
ALUTÜR VORGEZ. M 1:2

BODENRAHMEN zzgl. 2x150 70 mm grau

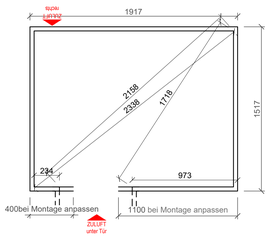

DECKE normal
DECKENANSICHT INNENSEITE

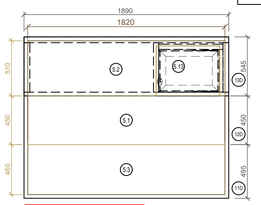

STERNENHIMMEL :
Polar
3 x 28 = 84LP - hell/dunkel

Projektor an Wand
über Kabinendecke
bei Saunamontage

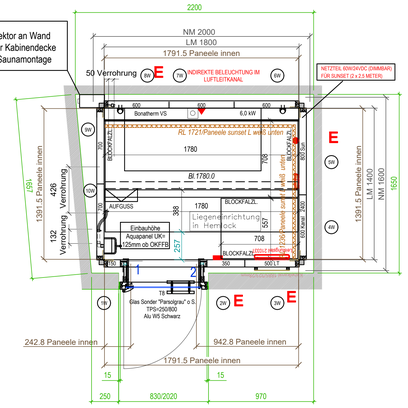

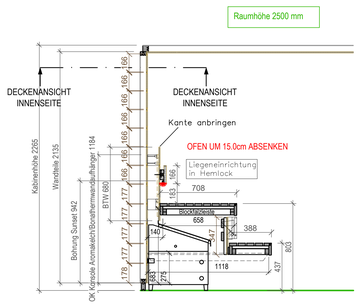

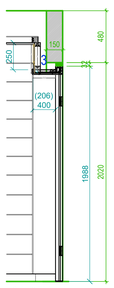

Schnitt Türbereich

WANDTEILE
2135
INNENVERKLEIDUNG :
Hemlock Paneele waagerecht
AUSSENVERKLEIDUNG :
ohne

DECKE normal
1 x 1890/495
1 x 1890/450
1 x 1890 / 545

ECKPFOSTEN
4 x 2135

BRETT U -RAHMENFEDERN HEM
11 x 2120
4 x 1820 Decke
BONATHERMWAND SHAPE
1 x 1792 /680 HEM Q
AUSKLINKUNG = -
= ABSTANDSMATERIAL

UNTERBAU
FALZLEISTE 2 x 1180
FALZLEISTE
FALZLEISTE
ANSCHLAGKLOTZ 2 x
BLOCKFALZLEISTE 4 x von LIF
FALZLEISTE
LEISTE
LEISTE
HOCKER

KABINEN MASSE :
TIEFE : 1600
BREITE : 2000
HÖHE : 2265

ACHTUNG TUF!!!
Sensor für WLAN-Modul in Türrahmen integriert! Türblatt mit Magnet auf der Bandseite!!!

ACHTUNG FUSSBODENHEIZUNG!!!!

STB1
TEMPERATURSENSOR
FEUCHTEFÜHLER
THERMOMETER
IND. BELEUCHTUNG BONATHERMWAND
LEISTUNGSTEIL
STEUERUNG 21033T schwarz
extern
Kabellaenge 1.0m
NETZTEIL 60W/24VDC (DIMMBAR)
FÜR SUNSET (2x 2.5 METER)

Platten für vorg. Türbereich
1 x Seekiefer 740/387/9 mm
2 x Seekiefer 1906/387/9 mm
1 x HEM Platte Furnier 672/400/13 mm
2 x HEM Platte Furnier 1893/400/13 mm

R.AUSSENMASS: 1983/800
RAHMEN: ALU W5 schwarz
T.GRIFF: Duett
T.BLATT: Parsolgrau

Elektroleitungen
baus. mit Abzweigdosen

Akte	2
EEF	1
LIF	1
BOF	0
BRF	1
AEF	1
TUF	1
RTK	1
BEM	1
SKP	1
STF	1
SEF	1
BWF	1
ZUF	0
OBB	0
MKP	0
EGF	0
PEM	1
EF	0
MEI	0
EK	0
STK	1
MBF	0
DOP	0
ZVG	15

INDEX	DATUM	ID	ÄNDERUNGEN
d			
c			
b			
a			

KLAFS
MY SAUNA AND SPA
KLAFS GmbH & Co. KG
Erich-Klafs-Strasse 1-3
74523 Schwäbisch Hall
Phone +49 (0)791 501-0
Fax +49 (0)791 501-248
E-Mail info@klafs.com
Web www.klafs.com

Sauna Shape Hemlock Paneel
4 Eck / SANARIUM B mit Bonathe

MASSSTAB 1:20
ZEICHNUNG 905451-AV001
DATUM
MAUSTEST S.Rosche
BEARBEITET Bearbeiter1

Diese Zeichnung und das darin enthaltene Bildmaterial ist Eigentum der Klafs GmbH & Co. KG und darf ohne Genehmigung weder kopiert noch zu weiteren Zwecken verwendet oder dritten Personen zugänglich gemacht werden.